



hello
EVERYONE

Habits You've Picked Up During Quarantine

How to maximize students' speaking chance in online classes

Dalia Ashraf

What makes a speaking activity motivating?



```
graph TD; A[What makes a speaking activity motivating?] --> B[Communicative goal]; A --> C[Competitive goal];
```

Communicative goal


it is the goal that requires the learners to speak and listen to other learners to achieve the aim of the task.

Competitive goal

it is a goal that can be achieved by outperforming other individuals or groups who are also seeking to attain the same aim of a certain task.

What makes the speaking activity effective/ motivating?

- Communicative goal: it is the goal that requires the learners to speak and listen to other learners to achieve the aim of the task.
- Competitive goal: it is a goal that can be achieved by outperforming other individuals or groups who are also seeking to attain the same aim of a certain task.



Think of an activity that
you did with your
students that had a
clear communicative/
competitive goal .

Have you ever tried
assigning your students
any speaking task to do
without you being
present?

Synchronous & Asynchronous

Synchronous (in presence of a teacher)

Asynchronous (teachers isn't present)

Instant Feedback

Delayed Feedback

Monitoring student's performance while doing the task

Boosts self-confidence

Sense of collaboration

Increases student's autonomy



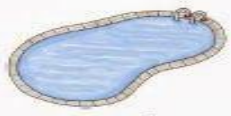


















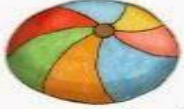


Teacher is there to help if needed

Helps students learn and work at their own pace

Become more engaged in the class

More time to reflect of what they learnt

Story Seeds

Summer Vocabulary CHART <small>CELEBRATE CLASSROOM</small>			
 Summer	 sun	 pool	 beach
 swim	 wave	 surfboard	 float
 water	 sand	 bucket	 spade
 sandcastle	 shell	 swimsuit	 shorts
 hat	 sunglasses	 sun cream	 flip flops
 umbrella	 beach ball	 hot	 hose

Story seeds

- Divide the sts into groups of 3s or 4s
- Share the list of words on the screen
- Taking turns, The first student should form a sentence to start a story using the first word of the list. The next students are to form other sentences using the rest of the list to complete the story.
- Assign one of the group members to write the sentences on the board (a fast writer) so that they keep a record of their story (to be used for feedback).

How can this be extended?

- When sts get back to main room each group leader can retell their story
- The teacher asks the sts some questions about the story.
(purpose for the sts to listen)
- The teacher asks them to decide which story they like most.
(competitive goal)

What Happened





INVENTORY

Spiral bulb
Raspberries
Magnifying glass

Chocolate
Tweezers
Scalpel

Spoon
Sticky tape
Tape measure

Sunglasses
Test tube
Flashlight





What happened?!

- Divide the class into groups of 3s or 4s
- Share a picture of a scene with the class
- Send them to breakout rooms
- Ask them to think of the story behind the picture (think of your TL when choosing the pictures)
- When they return back to the main room ask them to re-tell their stories
- Then you can choose the most realistic or the best one

Create a dialogue then act it out

- Give each pair a picture
- Ask them to create a dialogue then they will act it out







How can this be extended?

- Divide the class into two groups one will write wh- questions and the other will answer them (purpose for listening)
- Vote for the funniest/ best pair (competitive goal)

Comic strip descriptions:

- Give each group a set of pictures for a scrambled story (each group will take a different set of pictures for different stories)
- Ask them to put the pictures in the correct order so that they form a story
- When they return to the main room, each group tells their story
- The other sts listen and think of a different ending to the story (purpose to listen)
- Choose the best story (competitive goal)

Asynchronous activities

Interview

- Learners interview any of their family members asking them about a something related to what they studied in their lesson (likes/ dislikes, hobbies, future dream, etc) the recording might be used as listening material in class and this will be very motivating for the sts.

Storytelling

- Students record themselves narrating a story.
- They can write some questions and share them with the class so that they give them a purpose to watch the video and then the teacher asks them to vote for the best one.

Debate

- Give the sts a list of topics
- Split the class into groups
- Ask each group to debate the topic and record the debate
- The recording can be used later in class for feedback

